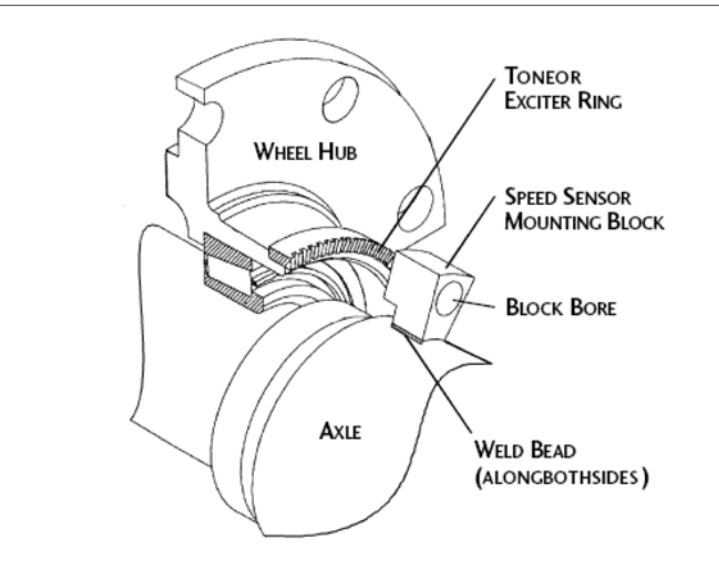
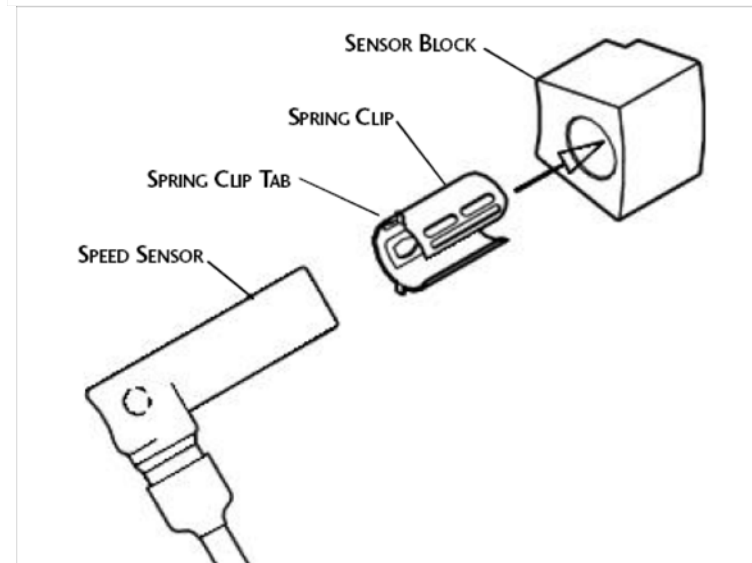
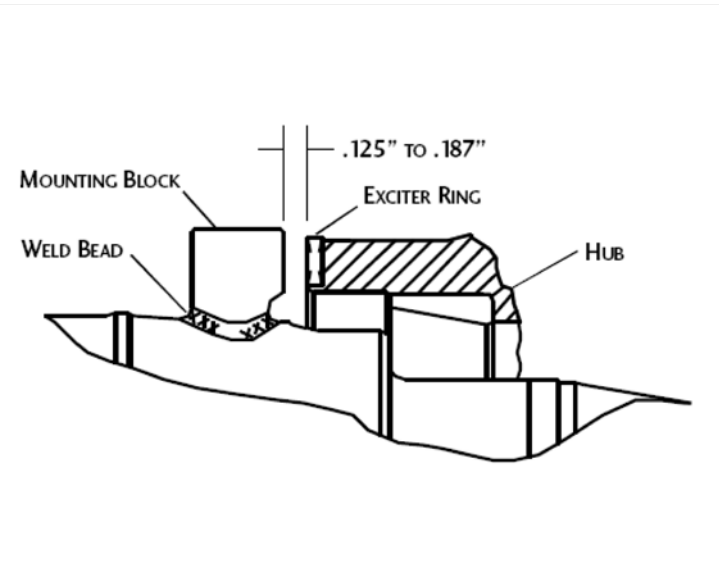
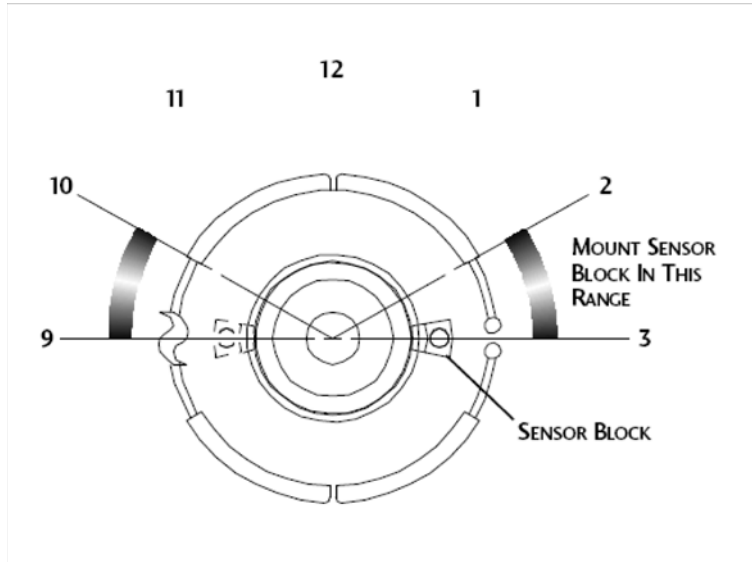


REV.	DESCRIPTION	ECN	DATE	BY
A	NEW DRAWING	C-4492	2/22/2007	EFR
B	ADDED TABLE FOR 17770R-01, 17770S-20B, 17770S-20W	C-4492	4/20/2007	EFR



ILLUSTRATIONS FROM DANA SERVICE MANUAL

17770-12.25			
ITEM	PART NUM.	QTY.	DESCRIPTION
1	17221	2	ABS SENSOR CLIP 8997598154
2	17453	2	ABS SENSOR CABLE 72"
3	17589	2	ABS TONE RG LOWBOY ONLY

17770A			
ITEM	PART NUM.	QTY.	DESCRIPTION
1	17221	2	ABS SENSOR CLIP 8997598154
2	17453	2	ABS SENSOR CABLE 72"

17770R			
ITEM	PART NUM.	QTY.	DESCRIPTION
1	17221	2	ABS SENSOR CLIP 8997598154
2	17453	2	ABS SENSOR CABLE 72"
3	17210	2	ABS TONE RING 3237J1050

17770S			
ITEM	PART NUM.	QTY.	DESCRIPTION
1	17221	2	ABS SENSOR CLIP 8997598154
2	17453	2	ABS SENSOR CABLE 72"
3	17217	2	ABS SENSOR SLEEVE 1225S1
4	17296	2	ABS TONE RG UN STEER T925

17770R-01			
ITEM	PART NUM.	QTY.	DESCRIPTION
1	17221-01	2	ABS SENSOR CLIP
2	17453-01	2	ABS SENSOR CABLE
3	17210	2	ABS TONE RING 3237J1050

17770S-20B			
ITEM	PART NUM.	QTY.	DESCRIPTION
1	17221-01	2	ABS SENSOR CLIP
2	17453-01	2	ABS SENSOR CABLE
3	17210-20K	2	ABS TONE RING 20K

17770S-20W			
ITEM	PART NUM.	QTY.	DESCRIPTION
1	17221	2	ABS SENSOR CLIP 89975981
2	17453	2	ABS SENSOR CABLE 72"
3	17210-20K	2	ABS TONE RING 20K

△B

△B

△B

NOTE: ALL DIMENSIONS ARE FOR REFERENCE ONLY AND ARE UNDER VENDOR'S SPECIFICATIONS.

DESCRIPTION: ABS SENSOR KIT				 Watson Suspension Systems
SHEET: 1 OF 1				
DATE: 02/22/07	SCALE: 1:1	DRAWN BY: EFR	SIZE: B	DRAWING NO: ES014